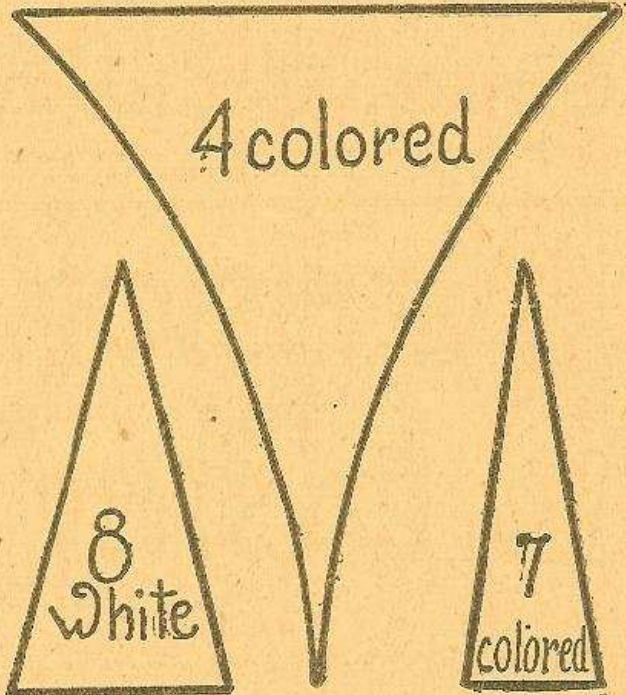

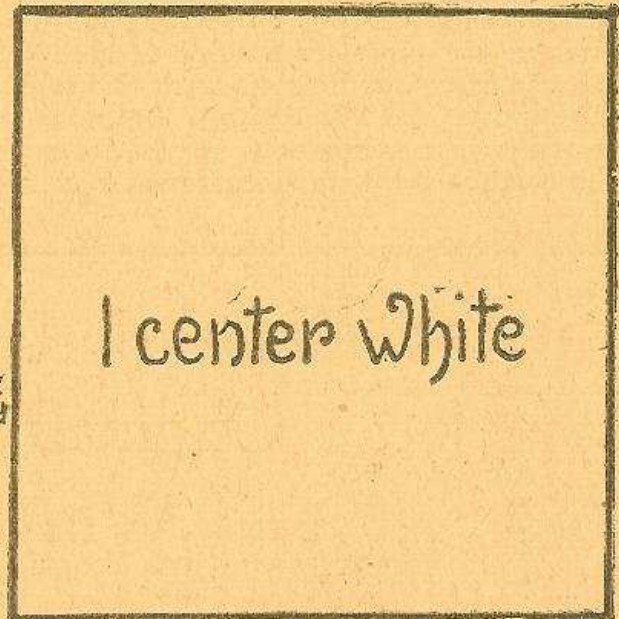



JOINING THESE BLOCKS MAKES THE SUNFLOWER PATTERN.



Broken Circle  
or  
Sunflower



(Clip and Save.)

The effectiveness of this quilt block pattern depends upon the blocks being joined together without strips for the sunflower effect of the circles formed at the intersection of four blocks would be lost if they were put together with material.

The block is composed of 1 white center square bordered by 4 curved

triangles, colored. The 4 white quarter circles fit in each corner. These are edged with 7 colored triangles, the 8 white triangles fitting into them and completing the curve. This makes a block  $9\frac{1}{2}$  inches square. The border may be joined on with a strip of white 2 inches wide, and the saw-tooth edge should be made from the pattern marked, 8 white. For a bor-

der these should be laid lengthwise with the colored ones on the edge.

The patterns given here are the exact size of the finished pieces; trace these sizes on the wrong side of the cloth, then cut a seam larger, sewing back to the line. Or cut patterns in oilcloth exact size and cut cloth a seam larger.

(Copyright, 1929, by The Kansas City Star.)